

COMPOSITION



BEACON
Camera Club

Peter Warner ARPS-VA, ARPS-MM



Me?

First camera was a plastic box Brownie

Started taking photography seriously at College

Pictures of children

Joined Ashford (Kent) CC in 1988

Joined Beacon CC in 1998

LRPS in 2002 (Visual Art)

ARPS in 2008 (Visual Art)

ARPS in 2018 (Multi Media)

MCPF Judge / Lecturer

Leader Beacon AV Group



Do you want to...

- Record or be artistic?
- Tell a story?
- Portray atmosphere?
- Evoke emotion?
- Be creative?
- Record nature?
- Enter competitions?



Open competitions




Photographic art.

What are club competitions for?

Choosing champions?



Learning how to improve?




But! Check...

If you enter competitions other than 'Open' competitions check the rules!

Especially

- Nature
- Landscape
- Audio-Visual



Judging?



...Interpretation - How well does it interpret the theme? (5 points)

....Creativity - composition and inventive/original? (5 points)

....Technique - lighting, cropping, colour, exposure and focus (5 points)

....Impact - to what extent does it have the WOW factor? (5 points)

Creativity?

- 1 Choice and control of lighting
- 2 What's included and excluded
- 3 Background, setting or environment
- 4 Interpretation of movement
- 5 Perspective
- 6 Timing
- 7 Composition
- 8 Pattern and texture.
- 9 Format - landscape or portrait?

Technical?

1. Tonal range and colour rendition
2. Exposure
3. Sharpness
4. Differential focus
5. Quality of processing.
6. Black & white or colour.

Impact?

- 1 Portrayal of Feelings, emotion, mood...?
- 2 A statement or a story?
- 3 Original idea or inventive?
- 4 Interpretation of the beauty or any other quality of the subject
- 5 Wow factor?

So...

What to consider
when thinking about
framing a
composition?




What about...?

Picture structure

- Geometry - shape? lines?
- Perspective - which lens?
- Format?
- Viewpoint?

Quality

- Exposure?
- Colour?
- Tonality?
- Focus?



Judging?



- How do you judge a good picture?
- What do judges look for?

So, what about the 'rules'?

Composition rules?



?

Certain tried and tested guidelines that produce good images?

But do they produce great images?

The 'rules'?


'In order to break the rules you need to master them first!'

John Miskelly

An introduction to composition

- Seeing images
- Equipment, settings & format
- The 'Rules'
- Other considerations
- Night / low light photography
- Monochrome photography
- Selecting and editing

Seeing



What makes a good picture?

Find a picture you like...

- What do you like about it?
- Why?
- What makes it work?

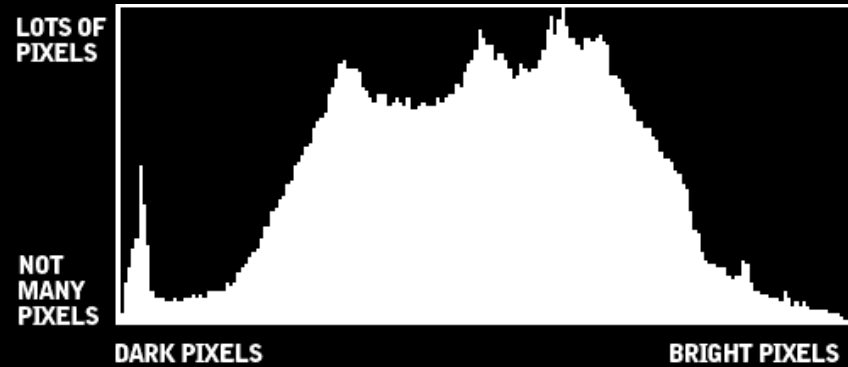


Equipment - set up your camera?

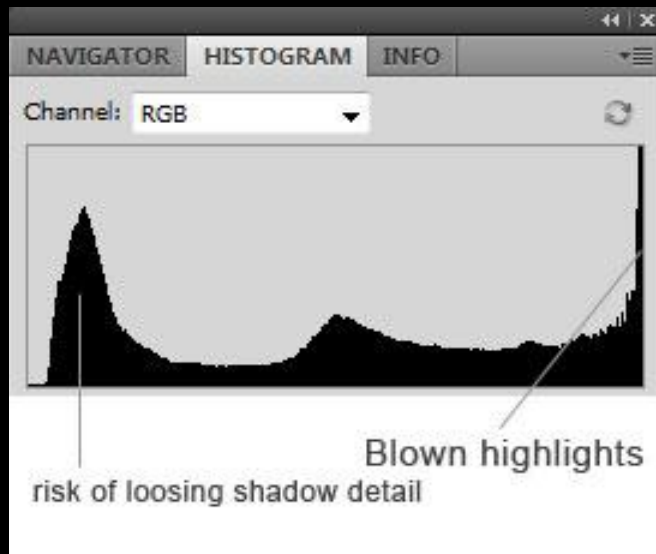
- Default setting?
- I use AV (aperture priority auto) set at f16 / Auto WB / Auto iso or 200 / RAW
- My other most used settings:
 - Manual
 - Auto
 - TV (shutter Speed priority)



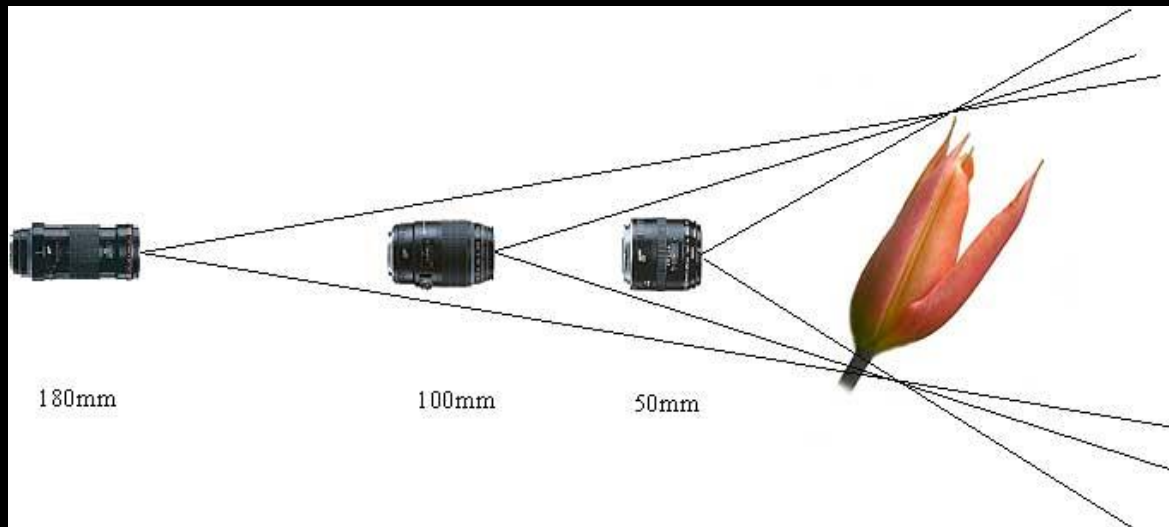
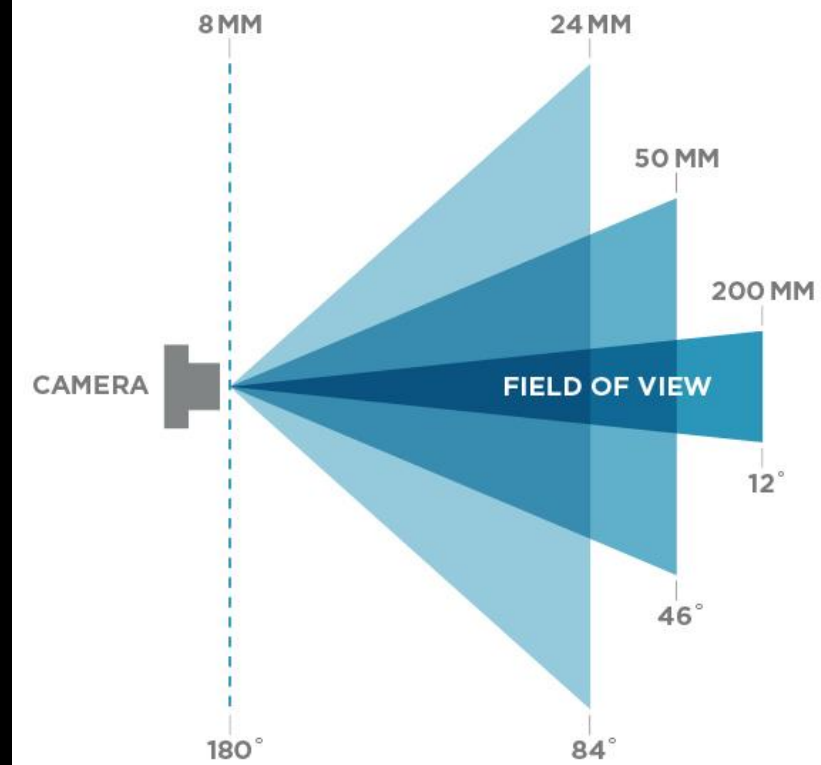
Exposure?



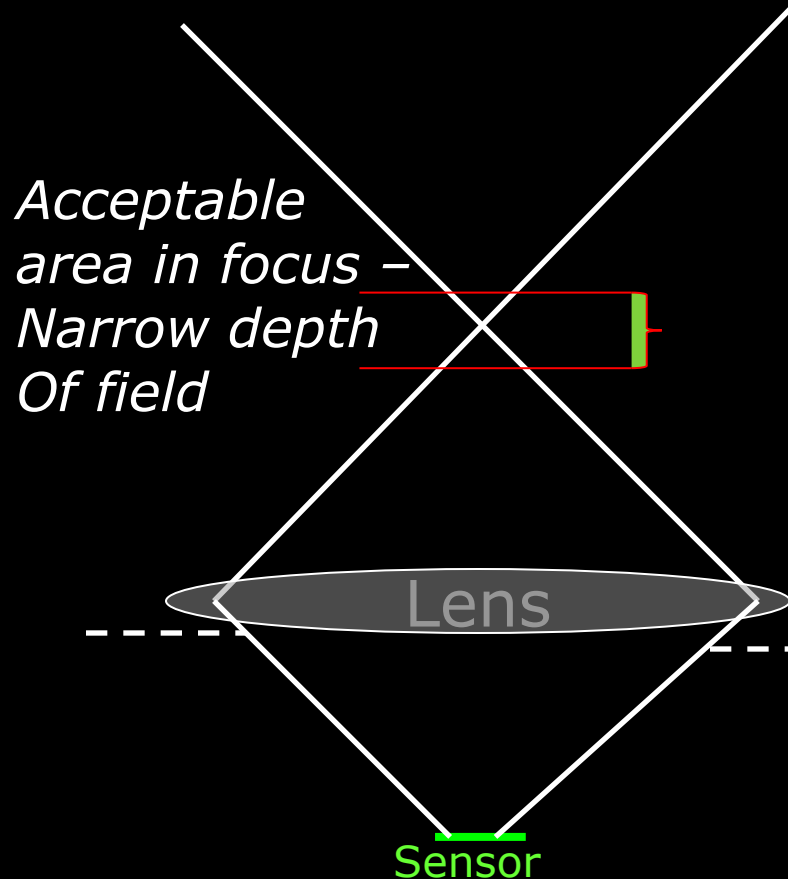
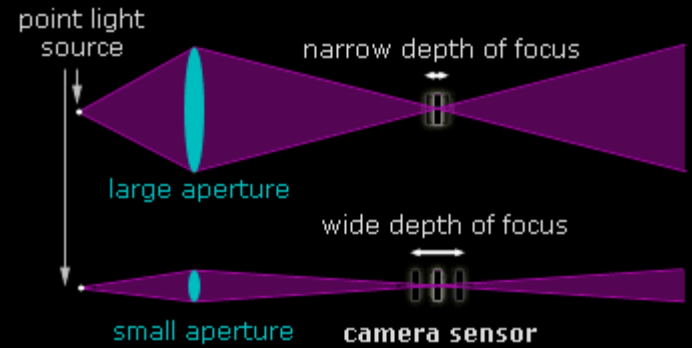
- Remember your histogram!



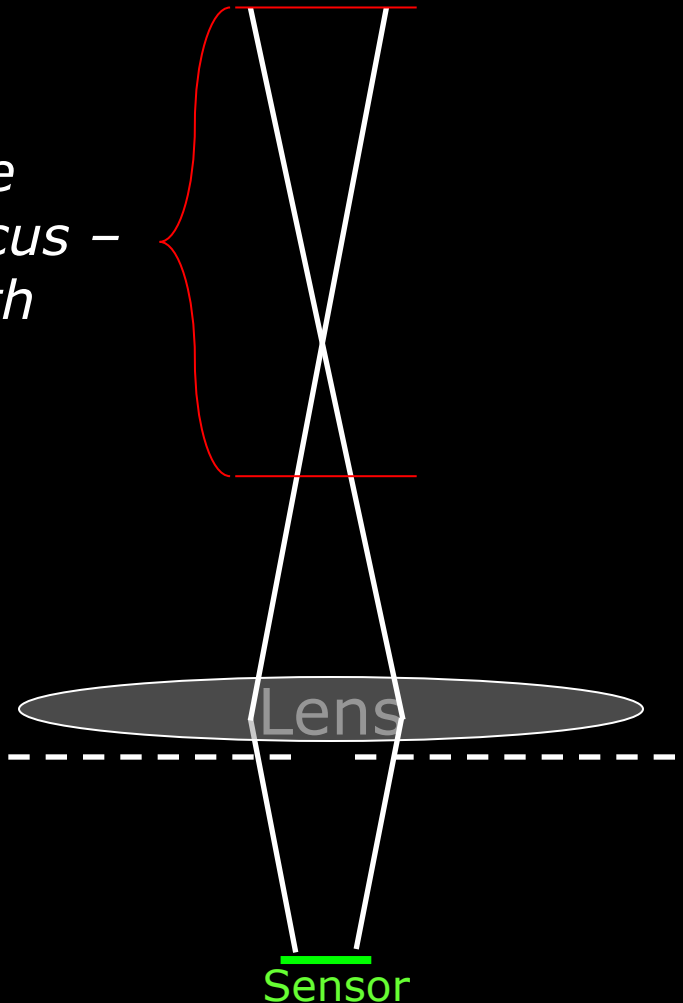
Which lens?



Aperture / Differential focus




*Acceptable
area in focus -
Deep depth
of field*



Telephoto lenses

Compress perspective


- Close objects look smaller
- Distant objects look bigger
- Distances are compressed.














Wide angle lens



Wide angle distortion







Standard lens?





Shutter speed?

- Fast - to freeze action







RAW image





Photoshop - Radial blur




Photoshop - Radial blur

Shutter speed?

- Fast - to freeze action
- Slow - for a flowing effect







RAW image





Shutter speed?

- Fast - to freeze action
- Slow - for a flowing effect
- Panning - suggesting movement





Format

Decide when you shoot...

Landscape

Portrait

Decide when
you process...

Square

Letterbox

Wonky?!

Wonky?!

Wonky?!

...but you can bear it in mind when taking the shot





Landscape

Portrait






Letterbox

Square





Wonky?!










Some 'rules'

- Lead-in lines
- Comfort zones
- Rule of 'Thirds'
- Diagonals
- Horizons
- Triangles
- Rule of 'Odds'
- 'Blown' highlights
- Distractions
- Light areas on the border
- Breaking the rules?



Lead in lines

- Left to right or right to left?







Comfort zone



The comfort zone?

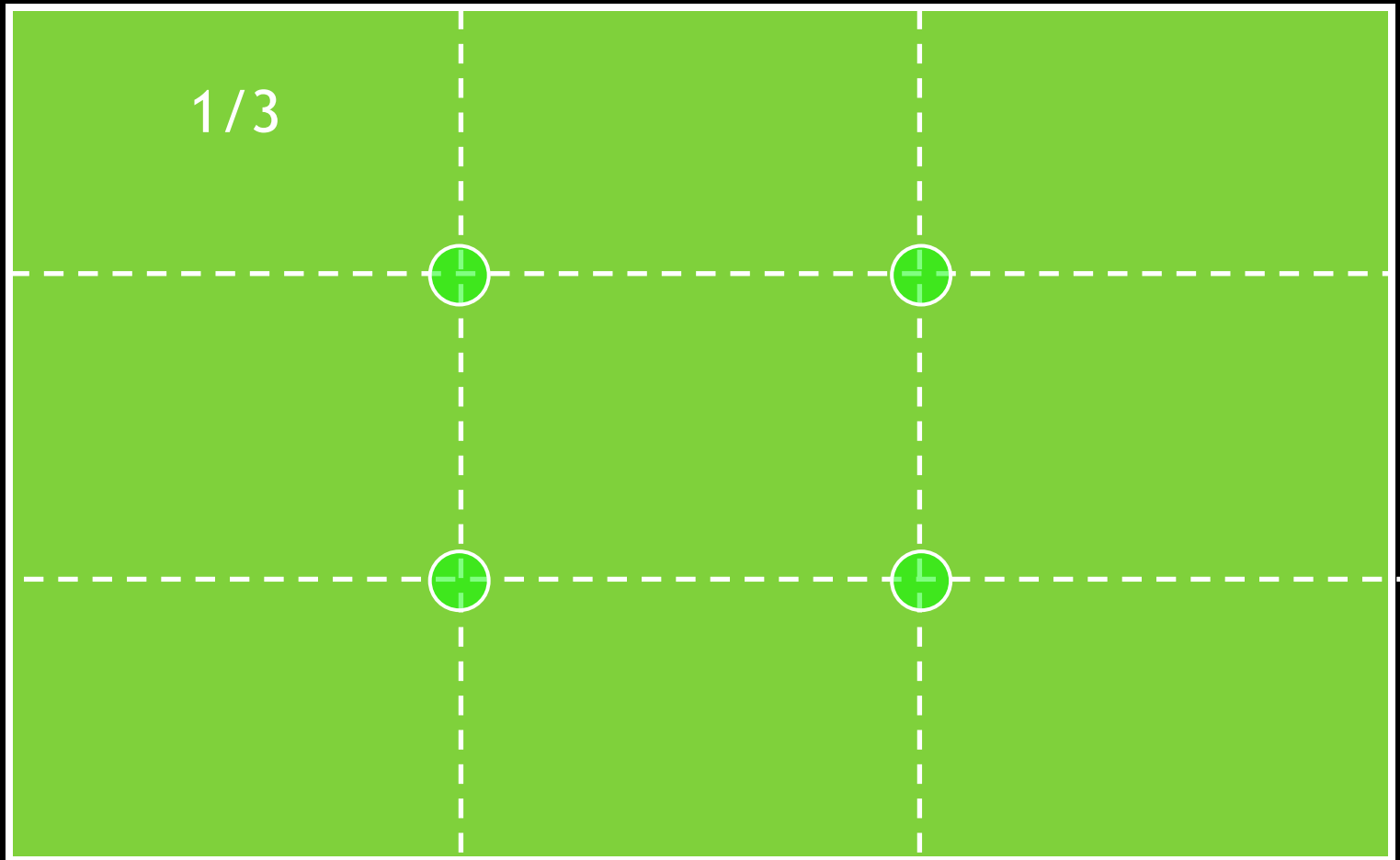
The centre is very special
Creates 'in your face' tension.
Photographers use it for 'bulls-eye' impact







Rule of 'Thirds'

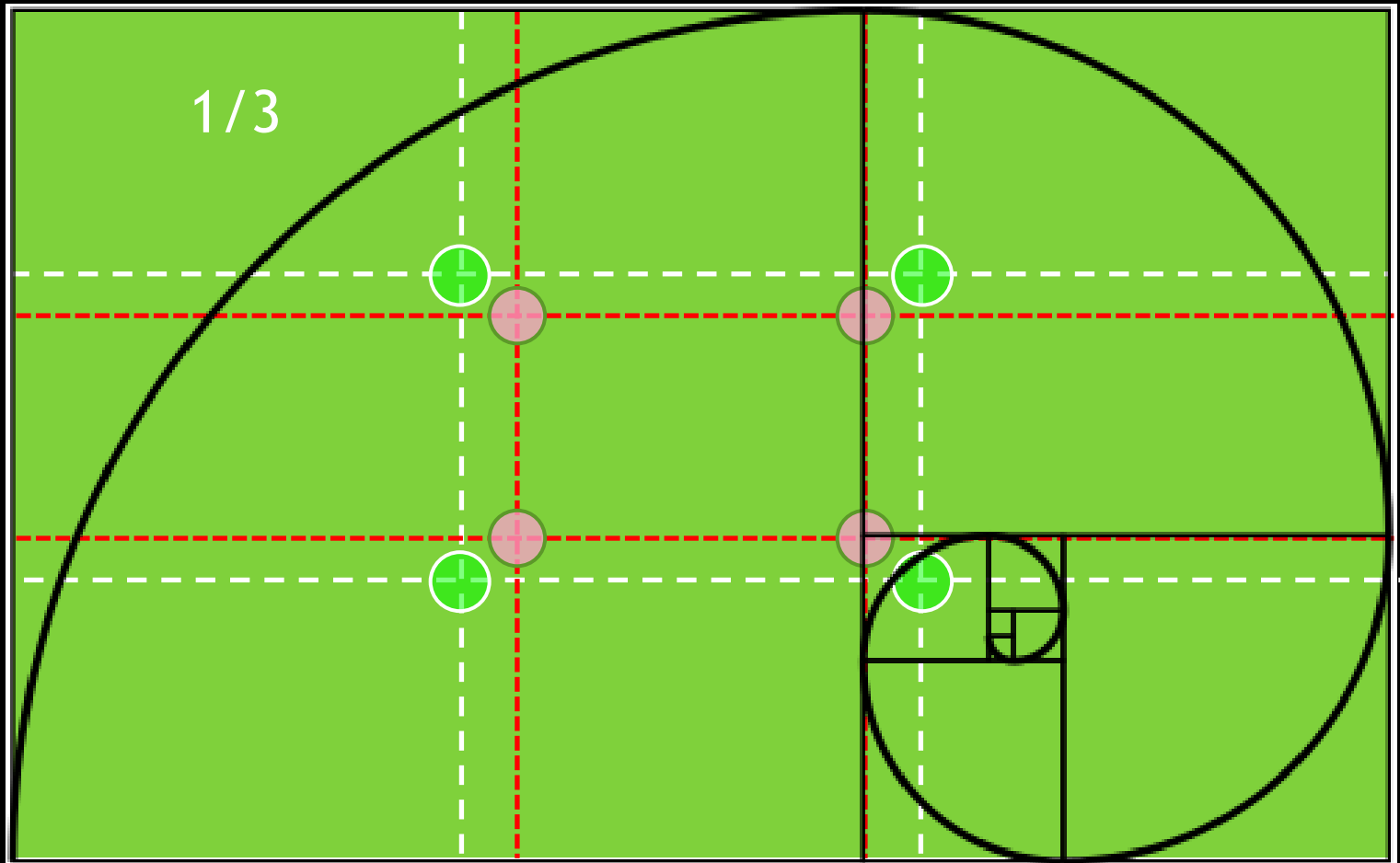


Helps with balance and imbalance – proportions of a composition

Rule of 'Golden Thirds'

Fibonacci or
'Golden'
Spiral

Mathematical 'golden section ratio'



Closer to the centre – more stability & equilibrium





Other people's art?













Rule of thirds

ROT?!







Horizon



A central horizon can look static and uninteresting

A small shift of the horizon can make the picture more 'active' - best on the 'thirds'?





Verticals









Record

Triangles





‘Blown’ highlights



Distractions





Using light to guide the viewer



St Leo The Great
By Gottfried Göz

The Prison
By Hogarth





Other considerations

- Colour
- Pattern
- Shape
- Abstract
- View point - high & low
- Cropping
- Bland areas
- Converging lines
- Light



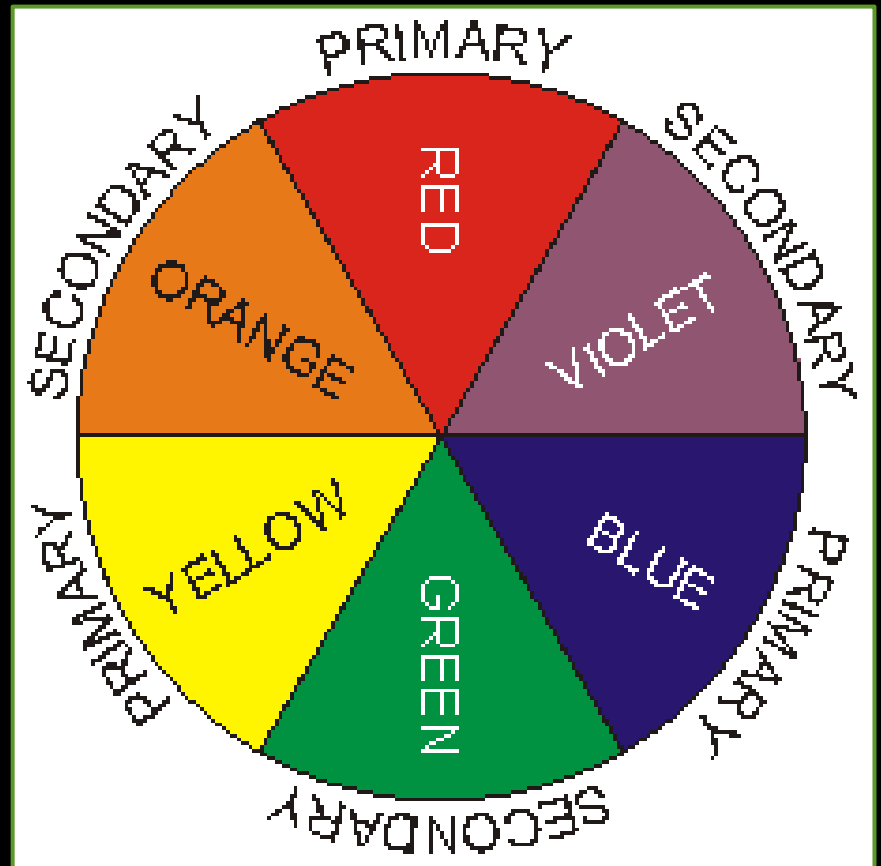
Later...

- Anchor points
- Weather

Using colour - Colour wheel

Colours that tend to contrast are far apart while those that harmonise are close together

Secondary or Complimentary colours are formed from a blend of two primary colours



Colour
















Breaking the pattern



Shape








Abstract

Abstract is from a Latin word meaning "pulled away, detached"

The basic idea is of something detached from physical, or concrete, reality ... meaning that it doesn't pictorially represent reality.





























Wall Of Glass

View point - high







View point
- low



















Cropping







Bland areas



Camera angle



BEACON
Camera Club












Converging lines





Anchor points





Light?

- Sunshine?
- Contre-jour?
- The 'golden hour'?
- Dawn?
- Dusk?
- Cloud / wind/ rain / snow?



Sunshine?

Sunshine?













'Golden hour' – dawn light




'Golden hour' – sunset














In the rain??!



In stormy weather?



RAW image








Other?















Breaking the rules?









Established photographers breaking the rules?





Inle Lake III, Myanmar
By Charlie Waite



Mekong Delta, Vietnam
By Charlie Waite



'Stardust' exhibition - National
Portrait Gallery
By David Bailey



Mick Jagger
By David Bailey



Dent Dale, Autumn
By Joe Cornish



Jack's Field, Easby
By Joe Cornish




Michael Parkinson
By Jane Bown



John Lennon, Peter Brown, Paul McCartney, Derek Taylor and Neil Aspinall at the Apple Corps Headquarters, Savile Row , London 1968
By Jane Bown

Night / low light photography?

- Use a tripod?
- Without a tripod?
 - Look for a post/wall/something to lean against
 - Breathe out!
 - Take lots of images
- Use wide apertures - more light!
- Manual or AV or auto?
- Image stabilisation
- White balance
- Watch the histogram!




Waterloo Sunset



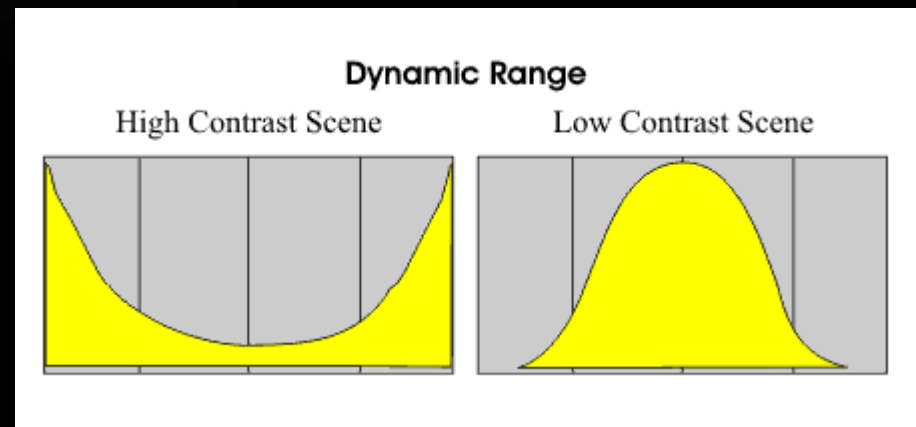
Should the image be in colour or monochrome?

BLACK
WHITE

- Look for tone / texture / shape



A range of tones...





...a range of tones from white to black

Does colour get in the way?



What to look for in making a mono shot?



- - is the image already fairly monochromatic?







What to look for in making a mono shot?



- - is the image already fairly monochromatic?
- - is there already plenty of contrast with good shapes?





What to look for in making a mono shot?



- is the image already fairly monochromatic?
- is there already plenty of contrast with good shapes?
- are there already textures that would work well in monochrome?



What to look for in making a mono shot?



- is the image already fairly monochromatic?
- is there already plenty of contrast with good shapes?
- are there already textures that would work well in monochrome?
- would monochrome add a nostalgic value?



A black and white image is one with tones from very dark grey (black) to very clear grey (white) A black and white image toned entirely in a single colour will be able to stand in the black & white category

What to look for in making a mono shot?



- is the image already fairly monochromatic?
- is there already plenty of contrast with good shapes?
- are there already textures that would work well in monochrome?
- would monochrome add a nostalgic value?
- would colour detract?













What to look for in making a mono shot?




- is the image already fairly monochromatic?
- is there already plenty of contrast with good shapes?
- are there already textures that would work well in monochrome?
- would monochrome add a nostalgic value?
- would colour detract?
- High or low key?



What to look for in making a mono shot?



- is the image already fairly monochromatic?
- is there already plenty of contrast with good shapes?
- are there already textures that would work well in monochrome?
- would monochrome add a nostalgic value?
- would colour detract?
- High or low key?
- Including colour?



BUNKER

Deserted

Picture within a picture?



Topaz treatment?


















Selecting images




Look for potential...

Composition?

Impact?

Technical quality?

- Exposure?
- Sharpness? Noise?
- Colour balance?
- Saturation?



Colour or black & white?

Crop?

Examine the edges?

Removal of the
unnecessary?


Is there a picture
within a picture?

Any bland areas?

Does it work?!

Can it be improved?!

Happy shooting!!



At the end of
the day -
it's what
works for
you!